

**Supplement to the
Fidelity® Institutional
Money Market
Funds – Class I
May 29, 2010
Prospectus**

Treasury Only Portfolio

Treasury Portfolio

After the close of business on Wednesday, June 30, 2010, shares of Treasury Only Portfolio and Treasury Portfolio are available to new accounts. Accordingly, the first paragraph in the “Fund Summary” sections under the heading “Purchase and Sale of Shares” on pages 21 and 25, the first paragraph in the “Shareholder Information” section on page 34 and the first paragraph under the heading “Buying Shares” on page 35 are no longer applicable.

Fidelity Institutional Money Market Funds

Government Portfolio

Class/Ticker

I/FIGXX

Money Market Portfolio

Class/Ticker

I/FMPXX

Prime Money Market Portfolio

Class/Ticker

I/FIDXX

Tax-Exempt Portfolio

Class/Ticker

I/FTCXX

Treasury Only Portfolio

Class/Ticker

I/FSIXX

Treasury Portfolio

Class/Ticker

I/FISXX

Prospectus

May 29, 2010

Like securities of all mutual funds, these securities have not been approved or disapproved by the Securities and Exchange Commission, and the Securities and Exchange Commission has not determined if this prospectus is accurate or complete. Any representation to the contrary is a criminal offense.



82 Devonshire Street, Boston, MA 02109

Contents

Fund Summary	3	Government Portfolio
	7	Money Market Portfolio
	11	Prime Money Market Portfolio
	15	Tax-Exempt Portfolio
	19	Treasury Only Portfolio
	23	Treasury Portfolio
Fund Basics	27	Investment Details
	32	Valuing Shares
Shareholder Information	34	Additional Information about the Purchase and Sale of Shares
	37	Converting Shares
	37	Exchanging Shares
	38	Account Features and Policies
	40	Dividends and Capital Gain Distributions
	41	Tax Consequences
Fund Services	42	Fund Management
	43	Fund Distribution
Appendix	45	Financial Highlights

Fund Summary

Fund/Class:

Government Portfolio/I

Investment Objective

The fund seeks to obtain as high a level of current income as is consistent with the preservation of principal and liquidity within the limitations prescribed for the fund.

Fee Table

The following table describes the fees and expenses that may be incurred when you buy and hold shares of the fund.

Shareholder fees (fees paid directly from your investment)

None

Annual class operating expenses (expenses that you pay each year as a % of the value of your investment)

Management fee	0.14%
Distribution and/or Service (12b-1) fees	None
Other expenses	<u>0.07%</u>
Total annual operating expenses	0.21%

This **example** helps compare the cost of investing in the fund with the cost of investing in other mutual funds.

Let's say, hypothetically, that the annual return for shares of the fund is 5% and that your shareholder fees and the annual operating expenses for shares of the fund are exactly as described in the fee table. This example illustrates the

effect of fees and expenses, but is not meant to suggest actual or expected fees and expenses or returns, all of which may vary. For every \$10,000 you invested, here's how much you would pay in total expenses if you sell all of your shares at the end of each time period indicated:

1 year	\$ 22
3 years	\$ 68
5 years	\$ 118
10 years	\$ 268

Principal Investment Strategies

• Normally investing at least 80% of assets in U.S. Government securities and repurchase agreements for those securities.

• Investing in U.S. Government securities issued by entities that are chartered or sponsored by Congress but whose securities are neither issued nor guaranteed by the U.S. Treasury.

Fund Summary - continued

- Potentially entering into reverse repurchase agreements.
- Investing in compliance with industry-standard regulatory requirements for money market funds for the quality, maturity, and diversification of investments.

Principal Investment Risks

- **Interest Rate Changes.** Interest rate increases can cause the price of a money market security to decrease.
- **Issuer-Specific Changes.** A decline in the credit quality of an issuer or a provider of credit support or a maturity-shortening structure for a security can cause the price of a money market security to decrease.

An investment in the fund is not a deposit of a bank and is not insured or

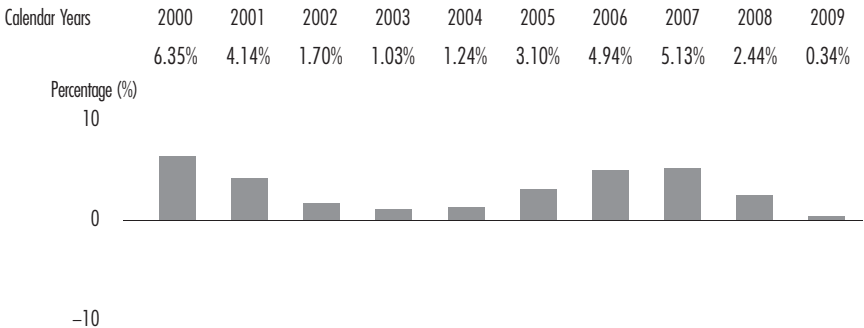
guaranteed by the Federal Deposit Insurance Corporation or any other government agency. Although the fund seeks to preserve the value of your investment at \$1.00 per share, it is possible to lose money by investing in the fund.

Performance

The following information is intended to help you understand the risks of investing in the fund. The information illustrates the changes in the performance of the fund's shares from year to year. Past performance is not necessarily an indication of future performance.

Visit www.fidelity.com or www.advisor.fidelity.com for updated return information.

Year-by-Year Returns



During the periods shown in the chart:

	Returns	Quarter ended
Highest Quarter Return	1.63%	September 30, 2000
Lowest Quarter Return	0.02%	December 31, 2009
Year-to-Date Return	0.01%	March 31, 2010

Average Annual Returns

For the periods ended
December 31, 2009

Government Portfolio

Class I

Past 1
year

Past 5
years

Past 10
years

0.34%

3.17%

3.02%

Investment Advisers

Fidelity Management & Research Company (FMR) is the fund's manager. Fidelity Investments Money Management, Inc. (FIMM) and other affiliates of FMR serve as sub-advisers for the fund.

Purchase and Sale of Shares

You may buy or sell Class I shares of the fund through a retirement account or through an investment professional. You may buy or sell shares in various ways:

Internet

www.fidelity.com or www.advisor.fidelity.com

Phone

To reach a Fidelity representative 1-877-297-2952

Mail

Fidelity Investments
P.O. Box 770002
Cincinnati, OH
45277-0081

Overnight Express:
Fidelity Investments
100 Crosby Parkway
Covington, KY 41015

The price to buy one share of Class I is its net asset value per share (NAV). Your shares will be bought at the NAV next calculated after your order is received in proper form.

The price to sell one share of Class I is its NAV. Your shares will be sold at the NAV next calculated after your order is received in proper form.

The fund is open for business each day the New York Stock Exchange (NYSE) is open. Even if the NYSE is closed, the fund will be open for business on those days on which the Federal Reserve Bank of New York (New York Fed) is open, the primary trading markets for the fund's portfolio instruments are open, and the fund's management believes there is an adequate market to meet purchase and redemption requests.

Fidelity normally calculates Class I's NAV each business day as of 4:00 p.m. Eastern time and, when the New York Fed and principal bond markets are open, as of 5:00 p.m. Eastern time. The fund's assets normally are valued as of these times for the purpose of computing the class's NAV.

The fund has a minimum initial investment of \$1 million, which may be waived if your aggregate balance in the Fidelity Institutional Money Market Funds is greater than \$10 million. The fund may waive or lower purchase minimums in other circumstances.

Tax Information

Distributions you receive from the fund are subject to federal income tax and generally will be taxed as ordinary income or capital gains, and may also be subject to state or local taxes, unless you are investing through a tax-advantaged

Fund Summary - continued

retirement account (in which case you may be taxed later, upon withdrawal of your investment from such account).

Payments to Broker-Dealers and Other Financial Intermediaries

The fund, FMR, Fidelity Distributors Corporation (FDC), and/or their affiliates may pay intermediaries, including a bank, broker-dealer, or other service-provider (who may be affiliated with FMR or FDC), for the sale of fund shares and related services. These payments may create a conflict of interest by influencing your intermediary and your investment professional to recommend the fund over another investment. Ask your investment professional or visit your intermediary's web site for more information.

Fund Summary

Fund/Class:

Money Market Portfolio/1 Investment Objective

The fund seeks to obtain as high a level of current income as is consistent with the preservation of principal and liquidity within the limitations prescribed for the fund.

Fee Table

The following table describes the fees and expenses that may be incurred when you buy and hold shares of the fund.

Shareholder fees (fees paid directly from your investment) None

Annual class operating expenses (expenses that you pay each year as a % of the value of your investment)

Management fee	0.14%
Distribution and/or Service (12b-1) fees	None
Other expenses	<u>0.08%</u>
Total annual operating expenses	0.22%

This **example** helps compare the cost of investing in the fund with the cost of investing in other mutual funds.

Let's say, hypothetically, that the annual return for shares of the fund is 5% and that your shareholder fees and the annual operating expenses for shares of the fund are exactly as described in the fee table. This example illustrates the

effect of fees and expenses, but is not meant to suggest actual or expected fees and expenses or returns, all of which may vary. For every \$10,000 you invested, here's how much you would pay in total expenses if you sell all of your shares at the end of each time period indicated:

1 year	\$ 23
3 years	\$ 71
5 years	\$ 124
10 years	\$ 280

Principal Investment Strategies

• Investing in U.S. dollar-denominated money market securities of domestic and foreign issuers rated in the highest

category by at least two nationally recognized rating services or by one if only one rating service has rated a security, or, if unrated, determined to be of equivalent quality by Fidelity Management & Research Company (FMR), U.S.

Fund Summary - continued

Government securities, and repurchase agreements.

- Potentially entering into reverse repurchase agreements.
- Investing more than 25% of total assets in the financial services industries.
- Investing in compliance with industry-standard regulatory requirements for money market funds for the quality, maturity, and diversification of investments.

Principal Investment Risks

- **Interest Rate Changes.** Interest rate increases can cause the price of a money market security to decrease.
- **Foreign Exposure.** Entities located in foreign countries can be affected by adverse political, regulatory, market, or economic developments in those countries.
- **Financial Services Exposure.** Changes in government regulation and interest rates and economic downturns can have a significant negative effect on issuers in the financial services sector, including the price of their securities or their ability to meet their payment obligations.
- **Issuer-Specific Changes.** A decline in the credit quality of an issuer or a provider of credit support or a maturity-shortening structure for a security can cause the price of a money market security to decrease.

An investment in the fund is not a deposit of a bank and is not insured or guaranteed by the Federal Deposit

Insurance Corporation or any other government agency. Although the fund seeks to preserve the value of your investment at \$1.00 per share, it is possible to lose money by investing in the fund.

Performance

The following information is intended to help you understand the risks of investing in the fund. The information illustrates the changes in the performance of the fund's shares from year to year. Past performance is not necessarily an indication of future performance.

Visit www.fidelity.com or www.advisor.fidelity.com for updated return information.

Year-by-Year Returns

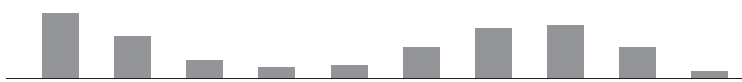
Calendar Years	2000	2001	2002	2003	2004	2005	2006	2007	2008	2009
	6.48%	4.19%	1.78%	1.08%	1.28%	3.13%	5.03%	5.32%	3.05%	0.73%

Percentage (%)

10

0

-10



During the periods shown in the chart:

Highest Quarter Return

Returns

1.66%

Quarter ended

September 30, 2000

Lowest Quarter Return

0.07%

December 31, 2009

Year-to-Date Return

0.06%

March 31, 2010

Average Annual Returns

For the periods ended
December 31, 2009

Past 1
year

Past 5
years

Past 10
years

Money Market Portfolio

Class I

0.73%

3.44%

3.19%

Investment Advisers

FMR is the fund's manager. Fidelity Investments Money Management, Inc. (FIMM) and other affiliates of FMR serve as sub-advisers for the fund.

Purchase and Sale of Shares

You may buy or sell Class I shares of the fund through a retirement account or through an investment professional. You may buy or sell shares in various ways:

Internet

www.fidelity.com or www.advisor.fidelity.com

Phone

To reach a Fidelity representative 1-877-297-2952

Mail

Fidelity Investments
P.O. Box 770002
Cincinnati, OH
45277-0081

Overnight Express:

Fidelity Investments
100 Crosby Parkway
Covington, KY 41015

The price to buy one share of Class I is its net asset value per share (NAV). Your shares will be bought at the NAV next calculated after your order is received in proper form.

The price to sell one share of Class I is its NAV. Your shares will be sold at the NAV next calculated after your order is received in proper form.

Fund Summary - continued

The fund is open for business each day the New York Stock Exchange (NYSE) is open. Even if the NYSE is closed, the fund will be open for business on those days on which the Federal Reserve Bank of New York (New York Fed) is open, the primary trading markets for the fund's portfolio instruments are open, and the fund's management believes there is an adequate market to meet purchase and redemption requests.

Fidelity normally calculates Class I's NAV each business day as of 4:00 p.m. Eastern time and, when the New York Fed and principal bond markets are open, as of 5:00 p.m. Eastern time. The fund's assets normally are valued as of these times for the purpose of computing the class's NAV.

The fund has a minimum initial investment of \$1 million, which may be waived if your aggregate balance in the Fidelity Institutional Money Market Funds is greater than \$10 million. The fund may waive or lower purchase minimums in other circumstances.

Tax Information

Distributions you receive from the fund are subject to federal income tax and generally will be taxed as ordinary income or capital gains, and may also be subject to state or local taxes, unless you are investing through a tax-advantaged retirement account (in which case you may be taxed later, upon withdrawal of your investment from such account).

Payments to Broker-Dealers and Other Financial Intermediaries

The fund, FMR, Fidelity Distributors Corporation (FDC), and/or their affiliates may pay intermediaries, including a bank, broker-dealer, or other service-provider (who may be affiliated with FMR or FDC), for the sale of fund shares and related services. These payments may create a conflict of interest by influencing your intermediary and your investment professional to recommend the fund over another investment. Ask your investment professional or visit your intermediary's web site for more information.

Fund Summary

Fund/Class:

Prime Money Market Portfolio/I

Investment Objective

The fund seeks to obtain as high a level of current income as is consistent with the preservation of principal and liquidity within the limitations prescribed for the fund.

Fee Table

The following table describes the fees and expenses that may be incurred when you buy and hold shares of the fund.

Shareholder fees (fees paid directly from your investment)

None

Annual class operating expenses (expenses that you pay each year as a % of the value of your investment)

Management fee	0.14%
Distribution and/or Service (12b-1) fees	None
Other expenses	<u>0.08%</u>
Total annual operating expenses	0.22%

This **example** helps compare the cost of investing in the fund with the cost of investing in other mutual funds.

Let's say, hypothetically, that the annual return for shares of the fund is 5% and that your shareholder fees and the annual operating expenses for shares of the fund are exactly as described in the fee table. This example illustrates the

effect of fees and expenses, but is not meant to suggest actual or expected fees and expenses or returns, all of which may vary. For every \$10,000 you invested, here's how much you would pay in total expenses if you sell all of your shares at the end of each time period indicated:

1 year	\$ 23
3 years	\$ 71
5 years	\$ 124
10 years	\$ 280

Principal Investment Strategies

- Investing in U.S. dollar-denominated money market securities of domestic and foreign issuers rated in the highest category by at least two nationally

recognized rating services, U.S. Government securities, and repurchase agreements.

- Potentially entering into reverse repurchase agreements.

Fund Summary - continued

- Investing more than 25% of total assets in the financial services industries.
- Investing in compliance with industry-standard regulatory requirements for money market funds for the quality, maturity, and diversification of investments.

Principal Investment Risks

- **Interest Rate Changes.** Interest rate increases can cause the price of a money market security to decrease.
- **Foreign Exposure.** Entities located in foreign countries can be affected by adverse political, regulatory, market, or economic developments in those countries.
- **Financial Services Exposure.** Changes in government regulation and interest rates and economic downturns can have a significant negative effect on issuers in the financial services sector, including the price of their securities or their ability to meet their payment obligations.
- **Issuer-Specific Changes.** A decline in the credit quality of an issuer or a provider of credit support or a maturity-shortening structure for a security can cause the price of a money market security to decrease.

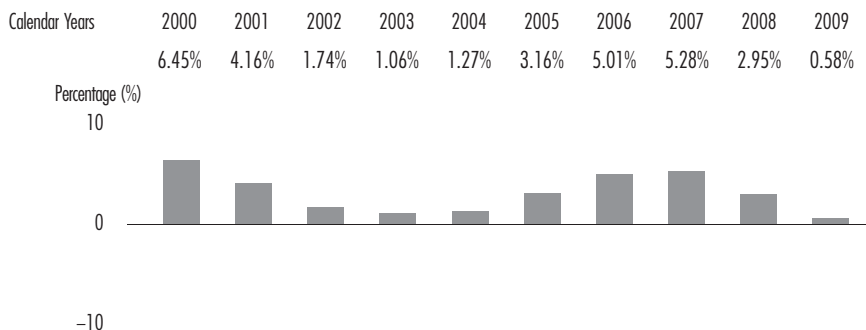
An investment in the fund is not a deposit of a bank and is not insured or guaranteed by the Federal Deposit Insurance Corporation or any other government agency. Although the fund seeks to preserve the value of your investment at \$1.00 per share, it is possible to lose money by investing in the fund.

Performance

The following information is intended to help you understand the risks of investing in the fund. The information illustrates the changes in the performance of the fund's shares from year to year. Past performance is not necessarily an indication of future performance.

Visit www.fidelity.com or www.advisor.fidelity.com for updated return information.

Year-by-Year Returns



During the periods shown in the chart:

Highest Quarter Return

Returns 1.65% Quarter ended September 30, 2000

Lowest Quarter Return

0.05% December 31, 2009

Year-to-Date Return

0.03% March 31, 2010

Average Annual Returns

For the periods ended
December 31, 2009

Past 1 year Past 5 years Past 10 years

Prime Money Market Portfolio

Class I

0.58% 3.38% 3.15%

Investment Advisers

Fidelity Management & Research Company (FMR) is the fund's manager. Fidelity Investments Money Management, Inc. (FIMM) and other affiliates of FMR serve as sub-advisers for the fund.

Purchase and Sale of Shares

You may buy or sell Class I shares of the fund through a retirement account or through an investment professional. You may buy or sell shares in various ways:

Internet

www.fidelity.com or www.advisor.fidelity.com

Phone

To reach a Fidelity representative 1-877-297-2952

Mail

Fidelity Investments
P.O. Box 770002
Cincinnati, OH
45277-0081

Overnight Express:
Fidelity Investments
100 Crosby Parkway
Covington, KY 41015

The price to buy one share of Class I is its net asset value per share (NAV). Your shares will be bought at the NAV next calculated after your order is received in proper form.

The price to sell one share of Class I is its NAV. Your shares will be sold at the NAV next calculated after your order is received in proper form.

Fund Summary - continued

The fund is open for business each day the New York Stock Exchange (NYSE) is open. Even if the NYSE is closed, the fund will be open for business on those days on which the Federal Reserve Bank of New York (New York Fed) is open, the primary trading markets for the fund's portfolio instruments are open, and the fund's management believes there is an adequate market to meet purchase and redemption requests.

Fidelity normally calculates Class I's NAV each business day as of 4:00 p.m. Eastern time and, when the New York Fed and principal bond markets are open, as of 5:00 p.m. Eastern time. The fund's assets normally are valued as of these times for the purpose of computing the class's NAV.

The fund has a minimum initial investment of \$1 million, which may be waived if your aggregate balance in the Fidelity Institutional Money Market Funds is greater than \$10 million. The fund may waive or lower purchase minimums in other circumstances.

Tax Information

Distributions you receive from the fund are subject to federal income tax and generally will be taxed as ordinary income or capital gains, and may also be subject to state or local taxes, unless you are investing through a tax-advantaged retirement account (in which case you may be taxed later, upon withdrawal of your investment from such account).

Payments to Broker-Dealers and Other Financial Intermediaries

The fund, FMR, Fidelity Distributors Corporation (FDC), and/or their affiliates may pay intermediaries, including a bank, broker-dealer, or other service-provider (who may be affiliated with FMR or FDC), for the sale of fund shares and related services. These payments may create a conflict of interest by influencing your intermediary and your investment professional to recommend the fund over another investment. Ask your investment professional or visit your intermediary's web site for more information.

Fund Summary

Fund/Class:

Tax-Exempt Portfolio/I

Investment Objective

The fund seeks to obtain as high a level of interest income exempt from federal income tax as is consistent with liquidity and stability of principal.

Fee Table

The following table describes the fees and expenses that may be incurred when you buy and hold shares of the fund.

Shareholder fees (fees paid directly from your investment)

None

Annual class operating expenses (expenses that you pay each year as a % of the value of your investment)

Management fee	0.14%
Distribution and/or Service (12b-1) fees	None
Other expenses	<u>0.11%</u>
Total annual operating expenses	0.25%

This **example** helps compare the cost of investing in the fund with the cost of investing in other mutual funds.

Let's say, hypothetically, that the annual return for shares of the fund is 5% and that your shareholder fees and the annual operating expenses for shares of the fund are exactly as described in the fee table. This example illustrates the

effect of fees and expenses, but is not meant to suggest actual or expected fees and expenses or returns, all of which may vary. For every \$10,000 you invested, here's how much you would pay in total expenses if you sell all of your shares at the end of each time period indicated:

1 year	\$ 26
3 years	\$ 80
5 years	\$ 141
10 years	\$ 318

Principal Investment Strategies

- Normally investing in municipal money market securities rated in the highest category by at least one nationally recognized rating service or in one of the two highest categories by another

rating service if rated by more than one, or, if unrated, determined to be of equivalent quality to the highest category by Fidelity Management & Research Company (FMR).

- Normally not investing in any rated security that is rated in the second

Fund Summary - continued

highest short-term rating category by Standard & Poor's[®] (S&P[®]) or Moody's[®] Investors Service (Moody's).

- Normally investing at least 80% of assets in municipal securities whose interest is exempt from federal income tax.
- Normally not investing in municipal securities whose interest is subject to the federal alternative minimum tax.
- Potentially investing more than 25% of total assets in municipal securities that finance similar types of projects.
- Investing in compliance with industry-standard regulatory requirements for money market funds for the quality, maturity, and diversification of investments.

Principal Investment Risks

- ***Municipal Market Volatility.*** The municipal market is volatile and can be significantly affected by adverse tax, legislative, or political changes and the financial condition of the issuers of municipal securities.
- ***Interest Rate Changes.*** Interest rate increases can cause the price of a money market security to decrease.
- ***Foreign Exposure.*** Entities providing credit support or a maturity-shortening structure that are located in foreign countries can be affected by adverse political, regulatory, market, or economic developments in those countries.
- ***Issuer-Specific Changes.*** A decline in the credit quality of an issuer or a provider of credit support or a maturity-shortening structure for a security can

cause the price of a money market security to decrease.

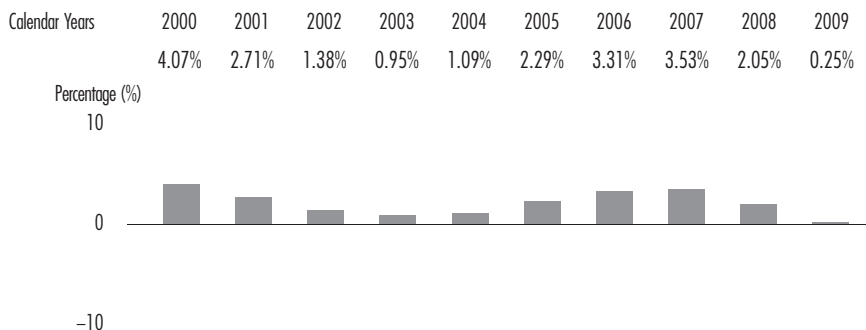
An investment in the fund is not a deposit of a bank and is not insured or guaranteed by the Federal Deposit Insurance Corporation or any other government agency. Although the fund seeks to preserve the value of your investment at \$1.00 per share, it is possible to lose money by investing in the fund.

Performance

The following information is intended to help you understand the risks of investing in the fund. The information illustrates the changes in the performance of the fund's shares from year to year. Past performance is not necessarily an indication of future performance.

Visit www.fidelity.com or www.advisor.fidelity.com for updated return information.

Year-by-Year Returns



During the periods shown in the chart:

Highest Quarter Return

Returns
1.06% Quarter ended
June 30, 2000

Lowest Quarter Return

0.02% December 31, 2009

Year-to-Date Return

0.01% March 31, 2010

Average Annual Returns

For the periods ended
December 31, 2009

Past 1 year Past 5 years Past 10 years

Tax-Exempt Portfolio

Class I

0.25% 2.28% 2.16%

Investment Advisers

FMR is the fund's manager. Fidelity Investments Money Management, Inc. (FIMM) and other affiliates of FMR serve as sub-advisers for the fund.

Purchase and Sale of Shares

You may buy or sell Class I shares of the fund through an investment professional. You may buy or sell shares in various ways:

Internet

www.fidelity.com or www.advisor.fidelity.com

Phone

To reach a Fidelity representative 1-877-297-2952

Mail

Fidelity Investments
P.O. Box 770002
Cincinnati, OH
45277-0081

Overnight Express:
Fidelity Investments
100 Crosby Parkway
Covington, KY 41015

The price to buy one share of Class I is its net asset value per share (NAV). Your shares will be bought at the NAV next calculated after your order is received in proper form.

The price to sell one share of Class I is its NAV. Your shares will be sold at the NAV next calculated after your order is received in proper form.

Fund Summary - continued

The fund is open for business each day the New York Stock Exchange (NYSE) is open. Even if the NYSE is closed, the fund will be open for business on those days on which the Federal Reserve Bank of New York (New York Fed) is open, the primary trading markets for the fund's portfolio instruments are open, and the fund's management believes there is an adequate market to meet purchase and redemption requests.

The fund has a minimum initial investment of \$1 million, which may be waived if your aggregate balance in the Fidelity Institutional Money Market Funds is greater than \$10 million. The fund may waive or lower purchase minimums in other circumstances.

Tax Information

The fund seeks to earn income and pay dividends exempt from federal income tax. Income exempt from federal income tax may be subject to state or local tax. A portion of the dividends you receive may be subject to federal and state income taxes. You may also receive taxable distributions attributable to the fund's sale of municipal bonds.

Payments to Broker-Dealers and Other Financial Intermediaries

The fund, FMR, Fidelity Distributors Corporation (FDC), and/or their affiliates may pay intermediaries, including a bank, broker-dealer, or other service-provider (who may be affiliated with FMR or FDC), for the sale of fund

shares and related services. These payments may create a conflict of interest by influencing your intermediary and your investment professional to recommend the fund over another investment. Ask your investment professional or visit your intermediary's web site for more information.

Fund Summary

Fund/Class:

Treasury Only Portfolio/I

Investment Objective

The fund seeks as high a level of current income as is consistent with the security of principal and liquidity.

Fee Table

The following table describes the fees and expenses that may be incurred when you buy and hold shares of the fund.

Shareholder fees (fees paid directly from your investment)

None

Annual class operating expenses (expenses that you pay each year as a % of the value of your investment)

Management fee	0.14%
Distribution and/or Service (12b-1) fees	None
Other expenses	<u>0.07%</u>
Total annual operating expenses	0.21%

This **example** helps compare the cost of investing in the fund with the cost of investing in other mutual funds.

Let's say, hypothetically, that the annual return for shares of the fund is 5% and that your shareholder fees and the annual operating expenses for shares of the fund are exactly as described in the fee table. This example illustrates the

effect of fees and expenses, but is not meant to suggest actual or expected fees and expenses or returns, all of which may vary. For every \$10,000 you invested, here's how much you would pay in total expenses if you sell all of your shares at the end of each time period indicated:

1 year	\$ 22
3 years	\$ 68
5 years	\$ 118
10 years	\$ 268

Principal Investment Strategies

- Normally investing at least 80% of assets in U.S. Treasury securities.
- Normally investing in securities whose interest is exempt from state and local income taxes.

- Investing in compliance with industry-standard regulatory requirements for money market funds for the quality, maturity, and diversification of investments.

Fund Summary - continued

Principal Investment Risks

- **Interest Rate Changes.** Interest rate increases can cause the price of a money market security to decrease.
- **Issuer-Specific Changes.** A decline in the credit quality of an issuer or a provider of credit support or a maturity-shortening structure for a security can cause the price of a money market security to decrease.

An investment in the fund is not a deposit of a bank and is not insured or guaranteed by the Federal Deposit Insurance Corporation or any other

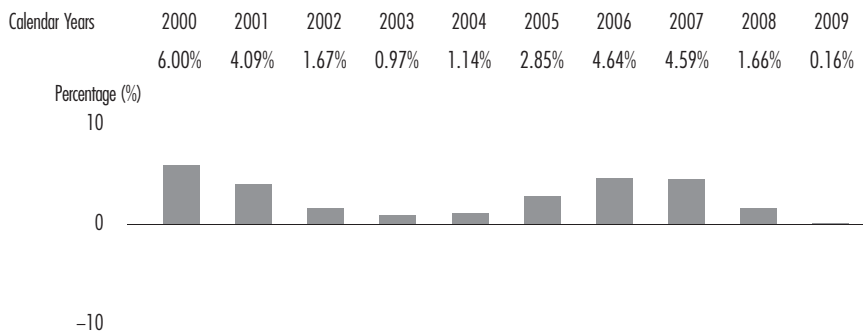
government agency. Although the fund seeks to preserve the value of your investment at \$1.00 per share, it is possible to lose money by investing in the fund.

Performance

The following information is intended to help you understand the risks of investing in the fund. The information illustrates the changes in the performance of the fund's shares from year to year. Past performance is not necessarily an indication of future performance.

Visit www.fidelity.com or www.advisor.fidelity.com for updated return information.

Year-by-Year Returns



During the periods shown in the chart:

Highest Quarter Return

Returns
1.56% Quarter ended
December 31, 2000

Lowest Quarter Return

0.01% Quarter ended
December 31, 2009

Year-to-Date Return

0.00% Quarter ended
March 31, 2010

Average Annual Returns

For the periods ended
December 31, 2009

Past 1 year
Past 5 years
Past 10 years

Treasury Only Portfolio

Class I

0.16% 2.76% 2.76%

Investment Advisers

Fidelity Management & Research Company (FMR) is the fund's manager. Fidelity Investments Money Management, Inc. (FIMM) and other affiliates of FMR serve as sub-advisers for the fund.

Purchase and Sale of Shares

The fund is currently closed to new investors. For more information, see the Additional Information about the Purchase and Sale of Shares section of the prospectus. Remember to keep shares in your fund position to be eligible to purchase additional shares of the fund.

You may buy or sell Class I shares of the fund through a retirement account or through an investment professional. You may buy or sell shares in various ways:

Internet

www.fidelity.com or www.advisor.fidelity.com

Phone

To reach a Fidelity representative 1-877-297-2952

Mail

Fidelity Investments
P.O. Box 770002
Cincinnati, OH
45277-0081

Overnight Express:
Fidelity Investments
100 Crosby Parkway
Covington, KY 41015

The price to buy one share of Class I is its net asset value per share (NAV). Your shares will be bought at the NAV next calculated after your order is received in proper form.

The price to sell one share of Class I is its NAV. Your shares will be sold at the

NAV next calculated after your order is received in proper form.

The fund is open for business each day the New York Stock Exchange (NYSE) is open. Even if the NYSE is closed, the fund will be open for business on those days on which the Federal Reserve Bank of New York (New York Fed) is open, the primary trading markets for the fund's portfolio instruments are open, and the fund's management believes there is an adequate market to meet purchase and redemption requests.

The fund has a minimum initial investment of \$1 million, which may be waived if your aggregate balance in the Fidelity Institutional Money Market Funds is greater than \$10 million. The fund may waive or lower purchase minimums in other circumstances.

Tax Information

Distributions you receive from the fund are subject to federal income tax and generally will be taxed as ordinary income or capital gains, and may also be subject to state or local taxes, unless you are investing through a tax-advantaged retirement account (in which case you may be taxed later, upon withdrawal of your investment from such account).

Payments to Broker-Dealers and Other Financial Intermediaries

The fund, FMR, Fidelity Distributors Corporation (FDC), and/or their affiliates may pay intermediaries, including a

Fund Summary - continued

bank, broker-dealer, or other service-provider (who may be affiliated with FMR or FDC), for the sale of fund shares and related services. These payments may create a conflict of interest by influencing your intermediary and your investment professional to recommend the fund over another investment. Ask your investment professional or visit your intermediary's web site for more information.

Fund Summary

Fund/Class:

Treasury Portfolio/I

Investment Objective

The fund seeks to obtain as high a level of current income as is consistent with the preservation of principal and liquidity within the limitations prescribed for the fund.

Fee Table

The following table describes the fees and expenses that may be incurred when you buy and hold shares of the fund.

Shareholder fees (fees paid directly from your investment)

None

Annual class operating expenses (expenses that you pay each year as a % of the value of your investment)

Management fee	0.14%
Distribution and/or Service (12b-1) fees	None
Other expenses	<u>0.07%</u>
Total annual operating expenses	0.21%

This **example** helps compare the cost of investing in the fund with the cost of investing in other mutual funds.

Let's say, hypothetically, that the annual return for shares of the fund is 5% and that your shareholder fees and the annual operating expenses for shares of the fund are exactly as described in the fee table. This example illustrates the

effect of fees and expenses, but is not meant to suggest actual or expected fees and expenses or returns, all of which may vary. For every \$10,000 you invested, here's how much you would pay in total expenses if you sell all of your shares at the end of each time period indicated:

1 year	\$ 22
3 years	\$ 68
5 years	\$ 118
10 years	\$ 268

Principal Investment Strategies

• Normally investing at least 80% of assets in U.S. Treasury securities and repurchase agreements for those securities.

• Investing in compliance with industry-standard regulatory requirements for money market funds for the quality, maturity, and diversification of investments.

Fund Summary - continued

Principal Investment Risks

- **Interest Rate Changes.** Interest rate increases can cause the price of a money market security to decrease.
- **Issuer-Specific Changes.** A decline in the credit quality of an issuer or a provider of credit support or a maturity-shortening structure for a security can cause the price of a money market security to decrease.

An investment in the fund is not a deposit of a bank and is not insured or guaranteed by the Federal Deposit Insurance Corporation or any other

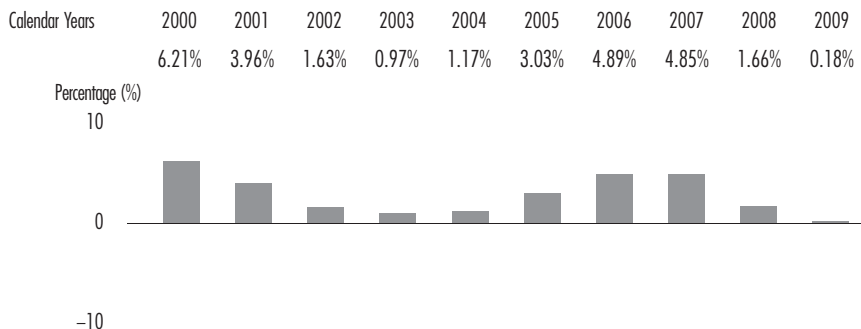
government agency. Although the fund seeks to preserve the value of your investment at \$1.00 per share, it is possible to lose money by investing in the fund.

Performance

The following information is intended to help you understand the risks of investing in the fund. The information illustrates the changes in the performance of the fund's shares from year to year. Past performance is not necessarily an indication of future performance.

Visit www.fidelity.com or www.advisor.fidelity.com for updated return information.

Year-by-Year Returns



During the periods shown in the chart:

Highest Quarter Return

Returns
1.60% Quarter ended
December 31, 2000

Lowest Quarter Return

0.01% December 31, 2009

Year-to-Date Return

0.00% March 31, 2010

Average Annual Returns

For the periods ended
December 31, 2009

Past 1 year
Past 5 years
Past 10 years

Treasury Portfolio

Class I

0.18% 2.91% 2.84%

Investment Advisers

Fidelity Management & Research Company (FMR) is the fund's manager. Fidelity Investments Money Management, Inc. (FIMM) and other affiliates of FMR serve as sub-advisers for the fund.

Purchase and Sale of Shares

The fund is currently closed to new investors. For more information, see the Additional Information about the Purchase and Sale of Shares section of the prospectus. Remember to keep shares in your fund position to be eligible to purchase additional shares of the fund.

You may buy or sell Class I shares of the fund through a retirement account or through an investment professional. You may buy or sell shares in various ways:

Internet

www.fidelity.com or www.advisor.fidelity.com

Phone

To reach a Fidelity representative 1-877-297-2952

Mail

Fidelity Investments
P.O. Box 770002
Cincinnati, OH
45277-0081

Overnight Express:
Fidelity Investments
100 Crosby Parkway
Covington, KY 41015

The price to buy one share of Class I is its net asset value per share (NAV). Your shares will be bought at the NAV next calculated after your order is received in proper form.

The price to sell one share of Class I is its NAV. Your shares will be sold at the

NAV next calculated after your order is received in proper form.

The fund is open for business each day the New York Stock Exchange (NYSE) is open. Even if the NYSE is closed, the fund will be open for business on those days on which the Federal Reserve Bank of New York (New York Fed) is open, the primary trading markets for the fund's portfolio instruments are open, and the fund's management believes there is an adequate market to meet purchase and redemption requests.

Fidelity normally calculates Class I's NAV each business day as of 4:00 p.m. Eastern time and, when the New York Fed and principal bond markets are open, as of 5:00 p.m. Eastern time. The fund's assets normally are valued as of these times for the purpose of computing the class's NAV.

The fund has a minimum initial investment of \$1 million, which may be waived if your aggregate balance in the Fidelity Institutional Money Market Funds is greater than \$10 million. The fund may waive or lower purchase minimums in other circumstances.

Tax Information

Distributions you receive from the fund are subject to federal income tax and generally will be taxed as ordinary income or capital gains, and may also be subject to state or local taxes, unless you are investing through a tax-advantaged retirement account (in which case you may be taxed later, upon withdrawal of your investment from such account).

Fund Summary - continued

Payments to Broker-Dealers and Other Financial Intermediaries

The fund, FMR, Fidelity Distributors Corporation (FDC), and/or their affiliates may pay intermediaries, including a bank, broker-dealer, or other service-provider (who may be affiliated with FMR or FDC), for the sale of fund shares and related services. These payments may create a conflict of interest by influencing your intermediary and your investment professional to recommend the fund over another investment. Ask your investment professional or visit your intermediary's web site for more information.

Fund Basics

Investment Details

Investment Objective

Government Portfolio seeks to obtain as high a level of current income as is consistent with the preservation of principal and liquidity within the limitations prescribed for the fund.

Principal Investment Strategies

FMR normally invests at least 80% of the fund's assets in U.S. Government securities and repurchase agreements for those securities. Certain issuers of U.S. Government securities are sponsored or chartered by Congress but their securities are neither issued nor guaranteed by the U.S. Treasury. FMR also may enter into reverse repurchase agreements for the fund.

In buying and selling securities for the fund, FMR complies with industry-standard regulatory requirements for money market funds regarding the quality, maturity, and diversification of the fund's investments. FMR stresses maintaining a stable \$1.00 share price, liquidity, and income.

Investment Objective

Money Market Portfolio seeks to obtain as high a level of current income as is consistent with the preservation of principal and liquidity within the limitations prescribed for the fund.

Principal Investment Strategies

FMR invests the fund's assets in the highest-quality U.S. dollar-denominated money market securities of domestic and foreign issuers, U.S. Government

securities, and repurchase agreements. FMR also may enter into reverse repurchase agreements for the fund. Securities are "highest-quality" if rated in the highest category by at least two nationally recognized rating services or by one if only one rating service has rated a security, or, if unrated, determined to be of equivalent quality by FMR.

FMR will invest more than 25% of the fund's total assets in the financial services industries.

In buying and selling securities for the fund, FMR complies with industry-standard regulatory requirements for money market funds regarding the quality, maturity, and diversification of the fund's investments. FMR stresses maintaining a stable \$1.00 share price, liquidity, and income.

Investment Objective

Prime Money Market Portfolio

seeks to obtain as high a level of current income as is consistent with the preservation of principal and liquidity within the limitations prescribed for the fund.

Principal Investment Strategies

FMR invests the fund's assets in U.S. dollar-denominated money market securities of domestic and foreign issuers rated in the highest category by at least two nationally recognized rating services, U.S. Government securities, and repurchase agreements. FMR also may enter into reverse repurchase agreements for the fund.

Fund Basics - continued

FMR will invest more than 25% of the fund's total assets in the financial services industries.

In buying and selling securities for the fund, FMR complies with industry-standard regulatory requirements for money market funds regarding the quality, maturity, and diversification of the fund's investments. FMR stresses maintaining a stable \$1.00 share price, liquidity, and income.

Investment Objective

Tax-Exempt Portfolio seeks to obtain as high a level of interest income exempt from federal income tax as is consistent with liquidity and stability of principal.

Principal Investment Strategies

FMR normally invests the fund's assets in the highest-quality municipal money market securities. Securities are "highest-quality" if rated in the highest category by at least one nationally recognized rating service and in one of the two highest categories by another rating service if rated by more than one, or, if unrated, determined to be of equivalent quality to the highest category by FMR. FMR does not currently intend to invest the fund's assets in any rated security that is rated in the second highest short-term rating category by S&P or Moody's.

FMR normally invests at least 80% of the fund's assets in municipal securities whose interest is exempt from federal income tax. FMR does not currently intend to invest the fund's assets in municipal securities whose interest is subject to the federal alternative minimum tax.

The supply of and demand for municipal money market securities can vary from time to time. When FMR believes that suitable municipal money market securities are not available, or during other unusual market conditions, FMR may leave a significant portion of the fund's assets uninvested, or may invest up to 20% of the fund's assets in securities subject to state and/or federal income tax.

FMR may invest more than 25% of the fund's total assets in municipal securities that finance similar projects, such as those relating to education, health care, transportation, and utilities.

In buying and selling securities for the fund, FMR complies with industry-standard regulatory requirements for money market funds regarding the quality, maturity, and diversification of the fund's investments. FMR may invest the fund's assets in municipal money market securities by investing in other funds. FMR stresses maintaining a stable \$1.00 share price, liquidity, and income.

Investment Objective

Treasury Only Portfolio seeks as high a level of current income as is consistent with the security of principal and liquidity.

Principal Investment Strategies

FMR normally invests at least 80% of the fund's assets in U.S. Treasury securities. FMR does not enter into repurchase agreements or reverse repurchase agreements for the fund. FMR normally invests the fund's assets in securities whose interest is specifically exempt from state and local income taxes under

federal law; such interest is not exempt from federal income tax.

In buying and selling securities for the fund, FMR complies with industry-standard regulatory requirements for money market funds regarding the quality, maturity, and diversification of the fund's investments. FMR stresses maintaining a stable \$1.00 share price, liquidity, and income.

Investment Objective

Treasury Portfolio seeks to obtain as high a level of current income as is consistent with the preservation of principal and liquidity within the limitations prescribed for the fund.

Principal Investment Strategies

FMR normally invests at least 80% of the fund's assets in U.S. Treasury securities and repurchase agreements for those securities. FMR does not enter into reverse repurchase agreements for the fund.

In buying and selling securities for the fund, FMR complies with industry-standard regulatory requirements for money market funds regarding the quality, maturity, and diversification of the fund's investments. FMR stresses maintaining a stable \$1.00 share price, liquidity, and income.

Description of Principal Security Types

Money market securities are high-quality, short-term securities that pay a fixed, variable, or floating interest rate. Securities are often specifically structured so that they are eligible investments for a money market fund. For

example, in order to satisfy the maturity restrictions for a money market fund, some money market securities have demand or put features, which have the effect of shortening the security's maturity. Taxable money market securities include bank certificates of deposit, bankers' acceptances, bank time deposits, notes, commercial paper and U.S. Government securities. Municipal money market securities include variable rate demand notes, commercial paper, and municipal notes.

U.S. Government securities are high-quality securities issued or guaranteed by the U.S. Treasury or by an agency or instrumentality of the U.S. Government. U.S. Government securities may be backed by the full faith and credit of the U.S. Treasury, the right to borrow from the U.S. Treasury, or the agency or instrumentality issuing or guaranteeing the security. Certain issuers of U.S. Government securities, including Fannie Mae, Freddie Mac, and the Federal Home Loan Banks, are sponsored or chartered by Congress but their securities are neither issued nor guaranteed by the U.S. Treasury.

Municipal securities are issued to raise money for a variety of public and private purposes, including general financing for state and local governments, or financing for a specific project or public facility. Municipal securities may be fully or partially backed by the local government, by the credit of a private issuer, by the current or anticipated revenues from a specific project or specific assets, or by domestic or foreign entities providing credit support such

Fund Basics - continued

as letters of credit, guarantees, or insurance.

A *repurchase agreement* is an agreement to buy a security at one price and a simultaneous agreement to sell it back at an agreed-upon price.

Principal Investment Risks

Many factors affect each fund's performance. A fund's yield will change daily based on changes in interest rates and other market conditions. Although each fund is managed to maintain a stable \$1.00 share price, there is no guarantee that the fund will be able to do so. For example, a major increase in interest rates or a decrease in the credit quality of the issuer of one of a fund's investments could cause the fund's share price to decrease. It is important to note that neither the funds' share prices nor their yields are guaranteed by the U.S. Government.

The following factors can significantly affect a fund's performance:

Municipal Market Volatility. Municipal securities can be significantly affected by political changes as well as uncertainties in the municipal market related to taxation, legislative changes, or the rights of municipal security holders. Because many municipal securities are issued to finance similar projects, especially those relating to education, health care, transportation, and utilities, conditions in those sectors can affect the overall municipal market. In addition, changes in the financial condition of an individual municipal issuer can affect the overall municipal market, and market conditions may

directly impact the liquidity and valuation of municipal securities.

Interest Rate Changes. Money market securities have varying levels of sensitivity to changes in interest rates. In general, the price of a money market security can fall when interest rates rise and can rise when interest rates fall. Securities with longer maturities and the securities of issuers in the financial services sector can be more sensitive to interest rate changes. Short-term securities tend to react to changes in short-term interest rates.

Foreign Exposure. Issuers located in foreign countries and entities providing credit support or a maturity-shortening structure that are located in foreign countries can involve increased risks. Extensive public information about the issuer or provider may not be available and unfavorable political, economic, or governmental developments could affect the value of the security.

Financial Services Exposure. Financial services companies are highly dependent on the supply of short-term financing and can be sensitive to changes in government regulation and interest rates and to economic downturns in the United States and abroad. These events can significantly affect the price of issuers' securities as well as their ability to make payments of principal or interest or otherwise meet obligations on securities or instruments for which they serve as guarantors or counterparties.

Issuer-Specific Changes. Changes in the financial condition of an issuer or

counterparty, changes in specific economic or political conditions that affect a particular type of issuer, and changes in general economic or political conditions can increase the risk of default by an issuer or counterparty, which can affect a security's or instrument's credit quality or value. Entities providing credit support or a maturity-shortening structure also can be affected by these types of changes. Municipal securities backed by current or anticipated revenues from a specific project or specific assets can be negatively affected by the discontinuance of the taxation supporting the project or assets or the inability to collect revenues for the project or from the assets. If the Internal Revenue Service (IRS) determines an issuer of a municipal security has not complied with applicable tax requirements, interest from the security could become taxable and the security could decline significantly in value. In addition, if the structure of a security fails to function as intended, interest from the security could become taxable or the security could decline in value.

Generally, Tax-Exempt Portfolio purchases municipal securities whose interest, in the opinion of bond counsel, is free from federal income tax and from the federal alternative minimum tax. Neither FMR nor Tax-Exempt Portfolio guarantees that this opinion is correct, and there is no assurance that the IRS will agree with bond counsel's opinion. Issuers or other parties generally enter into covenants requiring continuing compliance with federal tax requirements to preserve the tax-free status of interest payments over the life of the security. If at any time the covenants are not complied with, or if the IRS

otherwise determines that the issuer did not comply with relevant tax requirements, interest payments from a security could become federally taxable, possibly retroactively to the date the security was issued. For certain types of structured securities, the tax status of the pass-through of tax-free income may also be based on the federal tax treatment of the structure.

In response to market, economic, political, or other conditions, FMR may temporarily use a different investment strategy (including leaving a significant portion of a fund's assets uninvested) for defensive purposes. Uninvested assets do not earn income for a fund, which may have a significant negative impact on the fund's yield and may prevent the fund from achieving its investment objective. In addition, different factors could affect Tax-Exempt Portfolio's performance, and the fund could distribute income subject to federal income tax.

Fundamental Investment Policies

The following policies are fundamental, that is, subject to change only by shareholder approval:

Government Portfolio seeks to obtain as high a level of current income as is consistent with the preservation of principal and liquidity within the limitations prescribed for the fund.

Money Market Portfolio seeks to obtain as high a level of current income as is consistent with the preservation of principal and liquidity within the limitations prescribed for the fund.

Prime Money Market Portfolio seeks to obtain as high a level of current

Fund Basics - continued

income as is consistent with the preservation of principal and liquidity within the limitations prescribed for the fund.

Tax-Exempt Portfolio seeks to obtain as high a level of interest income exempt from federal income tax as is consistent with liquidity and stability of principal. The fund normally invests at least 80% of its assets in municipal securities whose interest is exempt from federal income tax.

Treasury Only Portfolio seeks as high a level of current income as is consistent with the security of principal and liquidity, and to maintain a constant net asset value per share (NAV) of \$1.00.

Treasury Portfolio seeks to obtain as high a level of current income as is consistent with the preservation of principal and liquidity within the limitations prescribed for the fund.

Shareholder Notice

The following policies are subject to change only upon 60 days' prior notice to shareholders:

Government Portfolio normally invests at least 80% of its assets in U.S. Government securities and repurchase agreements for those securities.

Treasury Only Portfolio normally invests at least 80% of its assets in U.S. Treasury securities.

Treasury Portfolio normally invests at least 80% of its assets in U.S. Treasury securities and repurchase agreements for those securities.

Valuing Shares

Each fund is open for business each day the NYSE is open. Even if the NYSE is closed, a fund will be open for business on those days on which the New York Fed is open, the primary trading markets for the fund's portfolio instruments are open, and the fund's management believes there is an adequate market to meet purchase and redemption requests.

A class's NAV is the value of a single share. Fidelity normally calculates each class's NAV each business day as of the times indicated in the following table. Each fund's assets normally are valued as of these times for the purpose of computing each class's NAV.

Fund	NAV Calculation Times (Eastern Time)
Government Portfolio	4:00 p.m. and 5:00 p.m. ^A
Money Market Portfolio	4:00 p.m. and 5:00 p.m. ^A
Prime Money Market Portfolio	4:00 p.m. and 5:00 p.m. ^A
Tax-Exempt Portfolio	4:00 p.m.
Treasury Only Portfolio	4:00 p.m.
Treasury Portfolio	4:00 p.m. and 5:00 p.m. ^A

^A When the New York Fed and principal bond markets are open.

NAV is not calculated and a fund will not process purchase and redemption requests submitted on days when the fund is not open for business. The time at which shares are priced and until which purchase and redemption orders are accepted may be changed as permitted by the Securities and Exchange Commission (SEC).

To the extent that a fund's assets are traded in other markets on days when the fund is not open for business, the value of the fund's assets may be affected on those days. In addition, trading in some of a fund's assets may not occur on days when the fund is open for business.

Each fund's assets are valued on the basis of amortized cost.

Shareholder Information

Treasury Only Portfolio and Treasury Portfolio are currently closed to new investors.

Additional Information about the Purchase and Sale of Shares

General Information

You may buy or sell Class I shares of the funds through a retirement account or an investment professional. When you invest through a retirement account or an investment professional, the procedures for buying, selling, and exchanging Class I shares of a fund and the account features and policies may differ. Additional fees may also apply to your investment in Class I shares of a fund, including a transaction fee if you buy or sell Class I shares of the fund through a broker or other investment professional.

If the fund is your Fidelity brokerage core, you will pay fees charged in connection with certain activity in your Fidelity brokerage account directly from your fund investment. Please see your Fidelity brokerage account materials for additional information.

You should include the following information with any order to buy, sell, convert, or exchange shares:

- Your name;
- Your account number;
- Name of fund and class whose shares you want to buy, sell, or convert; and
- Dollar amount or number of shares you want to buy, sell, or convert.

Certain methods of contacting Fidelity, such as by telephone, may be unavailable or delayed (for example, during periods of unusual market activity).

A fund may reject for any reason, or cancel as permitted or required by law, any purchase or exchange, including transactions deemed to represent excessive trading, at any time.

Excessive trading of fund shares can harm shareholders in various ways, including reducing the returns to long-term shareholders by increasing costs to a fund (such as spreads paid to dealers who sell money market instruments to a fund) and disrupting portfolio management strategies.

FMR anticipates that shareholders will purchase and sell shares of each fund frequently because a money market fund is designed to offer investors a liquid cash option. Accordingly, the Board of Trustees has not adopted policies and procedures designed to discourage excessive trading of money market fund shares and each fund accommodates frequent trading.

A fund may in its discretion restrict, reject, or cancel any purchases or exchanges that, in FMR's opinion, may be disruptive to the management of that fund or otherwise not be in the fund's interests.

Each fund has no limit on purchase or exchange transactions. Each fund reserves the right at any time to restrict purchases or exchanges or impose conditions that are more restrictive on excessive or disruptive trading than those stated in this prospectus.

Buying Shares

Effective the close of business on December 23, 2008, new positions in Treasury Only Portfolio and Treasury Portfolio may no longer be opened.

Shareholders of each fund on that date may continue to add to their fund positions existing on that date. Investors who did not own shares of the fund on December 23, 2008 generally will not be allowed to buy shares of the fund except that new fund positions may be opened:

1) by participants in most group employer retirement plans (and their successor plans) if the fund had been established as an investment option under the plans (or under another plan sponsored by the same employer) by December 23, 2008, 2) for accounts managed on a discretionary basis by certain registered investment advisers that have discretionary assets of at least \$500 million invested in mutual funds and have included the fund in their discretionary account program since December 23, 2008, 3) by a mutual fund or a qualified tuition program for which FMR or an affiliate serves as investment manager, and 4) by a portfolio manager of the fund. These restrictions generally will apply to investments made directly with Fidelity and investments made through intermediaries. Investors may be required to demonstrate eligibility to buy shares of the fund before an investment is accepted.

The price to buy one share of Class I is its NAV. Class I shares are sold without a sales charge.

Your shares will be bought at the NAV next calculated after your order is received in proper form.

It is the responsibility of your investment professional to transmit your order to buy shares to Fidelity before the close of business on the day you place your order.

Each fund has authorized certain intermediaries to accept orders to buy shares on its behalf. When authorized intermediaries receive an order in proper form, the order is considered as being placed with the fund, and shares will be bought at the NAV next calculated after the order is received by the authorized intermediary. Orders by funds of funds for which FMR or an affiliate serves as investment manager will be treated as received by the fund at the same time that the corresponding orders are received in proper form by the funds of funds.

There is no minimum balance or purchase minimum for mutual funds, qualified tuition programs, or accounts for which FMR or an affiliate serves as investment manager.

Each fund may stop offering shares completely or may offer shares only on a limited basis, for a period of time or permanently.

If your payment is not received and collected, your purchase may be canceled and you could be liable for any losses or fees a fund or Fidelity has incurred.

If when you place your wire purchase order you indicate that Fidelity will receive your wire that day, your wire must be received in proper form by Fidelity at the applicable fund's designated wire bank before the close of the Federal Reserve Wire System on the day of purchase.

Shareholder Information - continued

Class I shares can be bought or sold through investment professionals using an automated order placement and settlement system that guarantees payment for orders on a specified date.

Under applicable anti-money laundering regulations and other federal regulations, purchase orders may be suspended, restricted, or canceled and the monies may be withheld.

Selling Shares

The price to sell one share of Class I is its NAV.

Your shares will be sold at the NAV next calculated after your order is received in proper form. Normally, Fidelity will process wire redemptions on the same business day, provided your redemption wire request is received in proper form by Fidelity before the NAV is calculated on that day. All other redemptions will normally be processed by the next business day.

It is the responsibility of your investment professional to transmit your order to sell shares to Fidelity before the close of business on the day you place your order.

Each fund has authorized certain intermediaries to accept orders to sell shares on its behalf. When authorized intermediaries receive an order in proper form, the order is considered as being placed with the fund, and shares will be sold at the NAV next calculated after the order is received by the authorized intermediary. Orders by funds of funds for which FMR or an affiliate serves as investment manager will be treated as received by the fund at the same time that the corresponding orders are received in proper form by the funds of funds.

A signature guarantee is designed to protect you and Fidelity from fraud. Fidelity may require that your request be made in writing and include a signature guarantee in certain circumstances, such as:

- When the address on your account (record address) has changed within the last 15 days or you are requesting that a check be mailed to an address different than the record address;
- In certain situations when the redemption proceeds are being transferred to a Fidelity account with a different registration.

You should be able to obtain a signature guarantee from a bank, broker-dealer, credit union (if authorized under state law), securities exchange or association, clearing agency, or savings association. A notary public cannot provide a signature guarantee.

When you place an order to sell shares, note the following:

- If you are selling some but not all of your shares, keep your fund balance above the required minimum to keep your fund position open, except fund positions not subject to balance minimums.
- You are advised to place your trades as early in the day as possible and to provide Fidelity with advance notice of large redemptions.
- Redemption proceeds (other than exchanges) may be delayed until money from prior purchases sufficient to cover your redemption has been received and collected.

- Although redemptions will normally be processed on the same business day, under certain circumstances redemptions may be postponed or suspended as permitted pursuant to Section 22(e) of the Investment Company Act of 1940 (1940 Act). Generally under that section, redemptions may be postponed or suspended if (i) the NYSE is closed for trading (other than weekends or holidays) or trading is restricted, (ii) an emergency exists which makes the dispatch of securities owned by a fund or the fair determination of the value of the fund's net assets not reasonably practicable, or (iii) the SEC by order permits the suspension of the right of redemption.

- Redemption proceeds may be paid in securities rather than in cash if FMR determines it is in the best interests of a fund.

- You will not receive interest on amounts represented by uncashed redemption checks.

- Under applicable anti-money laundering regulations and other federal regulations, redemption requests may be suspended, restricted, canceled, or processed and the proceeds may be withheld.

To sell shares issued with certificates, call Fidelity for instructions. Each fund no longer issues share certificates.

Converting Shares

You may convert Class I shares of a Fidelity Institutional Money Market Fund to Institutional Class shares of the same fund at any time, provided that you meet the eligibility requirements for

Institutional Class. You may contact Fidelity by telephone or by mail to request a conversion.

Conversions to Institutional Class shares may not be available if your account is held through an investment professional or other financial intermediary, such as a bank, broker-dealer, insurance company, third-party administrator, or registered investment adviser. Please contact your investment professional or financial intermediary to determine if Institutional Class shares are available and to learn about other rules that may apply.

If you no longer meet the minimum balance requirements for Institutional Class, for any reason, the fund may convert your Institutional Class shares to Class I shares. Investors will be notified in writing before any such conversion to Class I shares.

A conversion will be based on the respective NAVs of the two classes, without the imposition of any fees, on the trade date of the conversion. A conversion between share classes of the same fund is a non-taxable event.

Exchanging Shares

An exchange involves the redemption of all or a portion of the shares of one fund and the purchase of shares of another fund.

As a Class I shareholder, you have the privilege of exchanging Class I shares of a fund for Class I shares of another fund offered through this prospectus or for shares of other Fidelity funds.

Shareholder Information - continued

However, you should note the following policies and restrictions governing exchanges:

- Each fund may refuse any exchange purchase for any reason. For example, each fund may refuse exchange purchases by any person or group if, in FMR's judgment, the fund would be unable to invest the money effectively in accordance with its investment objective and policies, or would otherwise potentially be adversely affected.
- Before exchanging into a fund or class, read its prospectus.
- The fund or class you are exchanging into must be available for sale in your state.
- Exchanges may have tax consequences for you.
- If you are exchanging between accounts that are not registered in the same name, address, and taxpayer identification number (TIN), there may be additional requirements.

- Under applicable anti-money laundering regulations and other federal regulations, exchange requests may be suspended, restricted, canceled, or processed and the proceeds may be withheld.

The funds may terminate or modify exchange privileges in the future.

Other funds may have different exchange restrictions and minimums, and may impose redemption fees of up to 2.00% of the amount exchanged. Check each fund's prospectus for details.

Account Features and Policies

Features

The following features may be available to buy and sell shares of a fund. Visit www.fidelity.com or www.advisor.fidelity.com, or contact your investment professional for more information.

Electronic Funds Transfer (Fidelity Money Line[®]): electronic money movement through the Automated Clearing House

- To transfer money between a bank account and your fund account.
- You can use electronic funds transfer to:
 - Make periodic (automatic) purchases of shares.
 - Make periodic (automatic) redemptions of shares.

Wire: electronic money movement through the Federal Reserve wire system

- To transfer money between a bank account and your fund account.

Policies

The following policies apply to you as a shareholder.

Statements that Fidelity sends to you include the following:

- Confirmation statements (after transactions affecting your fund balance except reinvestment of distributions in the fund).
- Monthly or quarterly account statements (detailing fund balances and all transactions completed during the prior month or quarter).

To reduce expenses, only one copy of most financial reports and prospectuses may be mailed, even if more than one person in a household holds shares of a fund. Call Fidelity at 1-877-297-2952 if you need additional copies of financial reports or prospectuses. If you do not want the mailing of these documents to be combined with those for other members of your household, call Fidelity at 1-877-297-2952.

You may initiate many **transactions by telephone or electronically.**

Fidelity will not be responsible for any loss, cost, expense, or other liability resulting from unauthorized transactions if it follows reasonable security procedures designed to verify the identity of the investor. Fidelity will request personalized security codes or other information, and may also record calls. For transactions conducted through the Internet, Fidelity recommends the use of an Internet browser with 128-bit encryption. You should verify the accuracy of your confirmation statements upon receipt and

notify Fidelity immediately of any discrepancies in your account activity. If you do not want the ability to sell and exchange by telephone, call Fidelity for instructions. Additional documentation may be required from corporations, associations, and certain fiduciaries.

When you sign your **account application**, you will be asked to certify that your social security or taxpayer identification number (TIN) is correct and that you are not subject to backup withholding for failing to report income to the IRS. If you violate IRS regulations, the IRS can require a fund to withhold an amount subject to the applicable backup withholding rate from your taxable distributions and redemptions.

You may also be asked to provide additional information in order for Fidelity to verify your identity in accordance with requirements under anti-money laundering regulations. Accounts may be restricted and/or closed, and the monies withheld, pending verification of this information or as otherwise required under these and other federal regulations.

If your **fund balance** falls below \$1,000,000 worth of shares for any reason and you do not increase your balance, Fidelity may sell all of your shares and send the proceeds to you after providing you with at least 30 days' notice to reestablish the minimum balance. Your shares will be sold at the NAV on the day Fidelity closes your fund position. Certain fund positions are not subject to these balance requirements and will not be closed for failure to maintain a minimum balance.

Shareholder Information - continued

Fidelity may charge a **fee for certain services**, such as providing historical account documents.

Dividends and Capital Gain Distributions

Each fund earns interest, dividends, and other income from its investments, and distributes this income (less expenses) to shareholders as dividends. Each fund may also realize capital gains from its investments, and distributes these gains (less losses), if any, to shareholders as capital gain distributions.

Distributions you receive from each fund consist primarily of dividends. Each fund normally declares dividends daily and pays them monthly.

Dividends declared for each of Government Portfolio, Money Market Portfolio, Prime Money Market Portfolio, and Treasury Portfolio are based on estimates of income for the fund. Actual income may differ from estimates, and differences, if any, will be included in the calculation of subsequent dividends.

You may request to have dividends relating to Class I shares redeemed from an account closed during the month paid when the account is closed. Each fund reserves the right to limit this service.

Earning Dividends

A fund processes purchase and redemption requests only on days it is open for business.

Class I shares purchased by a wire order prior to 12:00 noon Eastern time for Tax-Exempt Portfolio, or prior to 2:00 p.m. Eastern time for Treasury Only Portfolio, or prior to 5:00 p.m. Eastern time for

Government Portfolio, Money Market Portfolio, Prime Money Market Portfolio, and Treasury Portfolio, with receipt of the wire in proper form before the close of the Federal Reserve Wire System on that day, generally begin to earn dividends on the day of purchase.

Class I shares purchased by all other orders generally begin to earn dividends on the first business day following the day of purchase.

Class I shares redeemed by a wire order prior to 12:00 noon Eastern time for Tax-Exempt Portfolio, or prior to 2:00 p.m. Eastern time for Treasury Only Portfolio, or prior to 5:00 p.m. Eastern time for Government Portfolio, Money Market Portfolio, Prime Money Market Portfolio, and Treasury Portfolio, generally earn dividends through the day prior to the day of redemption.

Class I shares redeemed by all other orders generally earn dividends until, but not including, the next business day following the day of redemption.

Exchange requests will be processed only when both funds are open for business.

Each fund reserves the right to change the time of day by which wire purchase and redemption orders for Class I shares must be placed for purposes of earning dividends.

Distribution Options

When you open an account, specify on your application how you want to receive your distributions. The following distribution options are available for Class I:

1. Reinvestment Option. Your dividends and capital gain distributions, if

any, will be automatically reinvested in additional Class I shares of the fund. If you do not indicate a choice on your application, you will be assigned this option.

2. Cash Option. Your dividends and capital gain distributions, if any, will be paid in cash.

Not all distribution options are available for every account. If the option you prefer is not listed on your account application, or if you want to change your current option, contact your investment professional directly or call Fidelity.

If you elect to receive distributions paid in cash by check and the U.S. Postal Service does not deliver your checks, your distribution option may be converted to the Reinvestment Option. You will not receive interest on amounts represented by uncashed distribution checks.

Tax Consequences

As with any investment, your investment in a fund could have tax consequences for you. If you are not investing through a tax-advantaged retirement account, you should consider these tax consequences.

Distributions you receive from Government Portfolio, Money Market Portfolio, Prime Money Market Portfolio, Treasury Only Portfolio, and Treasury Portfolio are subject to federal income tax, and may also be subject to state or local taxes.

The municipal fund seeks to earn income and pay dividends exempt from federal income tax.

Income exempt from federal income tax may be subject to state or local tax. A portion of the dividends you receive from the municipal fund may be subject to federal and state income taxes. You may also receive taxable distributions attributable to the municipal fund's sale of municipal bonds.

For federal tax purposes, certain of each fund's distributions, including Government Portfolio's, Money Market Portfolio's, Prime Money Market Portfolio's, Treasury Only Portfolio's, and Treasury Portfolio's dividends and each fund's distributions of short-term capital gains and gains on the sale of bonds characterized as market discount, are taxable to you as ordinary income. Because each taxable fund's income is primarily derived from interest, dividends from each taxable fund generally will not qualify for the long-term capital gains tax rates available to individuals. Each fund's distributions of long-term capital gains, if any, are taxable to you generally as capital gains for federal tax purposes.

Any taxable distributions you receive from a fund will normally be taxable to you when you receive them, regardless of your distribution option. If you elect to receive distributions in cash, you will receive certain December distributions in January, but those distributions will be taxable as if you received them on December 31.

Fund Services

Fund Management

Each fund is a mutual fund, an investment that pools shareholders' money and invests it toward a specified goal.

FMR is each fund's manager. The address of FMR and its affiliates, unless otherwise indicated below, is 82 Devonshire Street, Boston, Massachusetts 02109.

As of December 31, 2009, FMR had approximately \$1.3 billion in discretionary assets under management.

As the manager, FMR has overall responsibility for directing each fund's investments and handling its business affairs.

FIMM serves as a sub-adviser for each fund. FIMM has day-to-day responsibility for choosing investments for each fund.

FIMM is an affiliate of FMR. As of December 31, 2009, FIMM had approximately \$639.1 billion in discretionary assets under management.

Fidelity Research & Analysis Company (FRAC), an affiliate of FMR, was organized in 1986. FRAC serves as a sub-adviser for each fund and may provide investment research and advice for each fund.

Affiliates assist FMR with foreign investments:

- Fidelity Management & Research (U.K.) Inc. (FMR U.K.), at 10 Paternoster Square, 4th Floor, London, EC4M 7DY, United Kingdom, serves as a sub-adviser for each fund. As of December 31, 2009, FMR U.K. had approximately \$11.3 billion in discretionary assets under management. FMR U.K. may provide investment research and advice on issuers based outside the

United States and may also provide investment advisory services for each fund.

- Fidelity Management & Research (Hong Kong) Limited (FMR H.K.), at Floor 19, 41 Connaught Road Central, Hong Kong, serves as a sub-adviser for each fund. As of December 31, 2009, FMR H.K. had approximately \$1.8 billion in discretionary assets under management. FMR H.K. may provide investment research and advice on issuers based outside the United States and may also provide investment advisory services for each fund.

- Fidelity Management & Research (Japan) Inc. (FMR Japan), at Kamiyacho Prime Place, 1-17, Toranomom-4-Chome, Minato-ku, Tokyo 105-0001, Japan, serves as a sub-adviser for each fund. FMR Japan was organized in 2008 to provide investment research and advice on issuers based outside the United States. FMR Japan may provide investment research and advice on issuers based outside the United States and may also provide investment advisory services for each fund.

- FIL Investment Advisors (FIIA), at Pembroke Hall, 42 Crow Lane, Pembroke HM19, Bermuda, serves as a sub-adviser for each fund. As of June 30, 2009, FIIA had approximately \$12.8 billion in discretionary assets under management. For each fund, FIIA may provide investment research and advice on issuers based outside the United States and, in particular, will make minimal credit risk and comparable quality determinations for foreign issuers that issue U.S. dollar-denominated securities.

• FIL Investment Advisors (U.K.) Ltd. (FIIA(U.K.)L), at Oakhill House, 130 Tonbridge Road, Hildenborough, TN11 9DZ, United Kingdom, serves as a sub-adviser for each fund. As of June 30, 2009, FIIA(U.K.)L had approximately \$5.3 billion in discretionary assets under management. For each fund, FIIA(U.K.)L may provide investment research and advice on issuers based outside the United States and, in particular, will make minimal credit risk and comparable quality determinations for foreign issuers that issue U.S. dollar-denominated securities.

From time to time a manager, analyst, or other Fidelity employee may express views regarding a particular company, security, industry, or market sector. The views expressed by any such person are the views of only that individual as of the time expressed and do not necessarily represent the views of Fidelity or any other person in the Fidelity organization. Any such views are subject to change at any time based upon market or other conditions and Fidelity disclaims any responsibility to update such views. These views may not be relied on as investment advice and, because investment decisions for a Fidelity fund are based on numerous factors, may not be relied on as an indication of trading intent on behalf of any Fidelity fund.

Each fund pays a management fee to FMR. The management fee is calculated and paid to FMR every month.

Each fund's annual management fee rate is 0.14% of its average net assets.

FMR pays FIMM, FMR U.K., FMR H.K., and FMR Japan for providing sub-advisory services. FMR and its affiliates pay FRAC for providing sub-advisory services. FIMM pays FIIA for providing sub-advisory services, and FIIA in turn pays FIIA(U.K.)L.

The basis for the Board of Trustees approving the management contract and sub-advisory agreements for each fund is available in each fund's semi-annual report for the fiscal period ended September 30, 2009.

FMR may, from time to time, agree to reimburse a class for management fees and other expenses above a specified limit. FMR retains the ability to be repaid by a class if expenses fall below the specified limit prior to the end of the fiscal year. Reimbursement arrangements, which may be discontinued by FMR at any time, can decrease a class's expenses and boost its performance.

FMR has voluntarily agreed to reimburse Class I of Money Market Portfolio and Prime Money Market Portfolio to the extent that total operating expenses (excluding interest, taxes, brokerage commissions, extraordinary expenses, and acquired fund fees and expenses, if any), as a percentage of their respective average net assets, exceed 0.18% and 0.20%, respectively. These arrangements may be discontinued by FMR at any time.

Fund Distribution

Each fund is composed of multiple classes of shares. All classes of a fund have a common investment objective and investment portfolio.

Fund Services - continued

FDC distributes Class I's shares.

Intermediaries, including banks, broker-dealers, and other service-providers (who may be affiliated with FMR or FDC), may receive from FMR, FDC, and/or their affiliates compensation for their services intended to result in the sale of Class I shares. This compensation may take the form of payments for additional distribution-related activities and/or shareholder services and payments for educational seminars and training, including seminars sponsored by FMR or an affiliate, or by an intermediary. These payments are described in more detail in this section and in the statement of additional information (SAI).

Please speak with your investment professional to learn more about any payments his or her firm may receive from FMR, FDC, and/or their affiliates, as well as fees and/or commissions the investment professional charges. You should also consult disclosures made by your investment professional at the time of purchase.

Class I of each fund has adopted a Distribution and Service Plan pursuant to Rule 12b-1 under the 1940 Act that recognizes that FMR may use its management fee revenues, as well as its past profits or its resources from any other source, to pay FDC for expenses incurred in connection with providing services intended to result in the sale of Class I shares and/or shareholder support services. FMR, directly or through FDC, may pay significant amounts to intermediaries, such as banks, broker-dealers, and other service-providers, that provide those services. Currently,

the Board of Trustees of each fund has authorized such payments for Class I.

If payments made by FMR to FDC or to intermediaries under a Distribution and Service Plan were considered to be paid out of Class I's assets on an ongoing basis, they might increase the cost of your investment and might cost you more than paying other types of sales charges.

No dealer, sales representative, or any other person has been authorized to give any information or to make any representations, other than those contained in this prospectus and in the related SAI, in connection with the offer contained in this prospectus. If given or made, such other information or representations must not be relied upon as having been authorized by the funds or FDC. This prospectus and the related SAI do not constitute an offer by the funds or by FDC to sell shares of the funds to or to buy shares of the funds from any person to whom it is unlawful to make such offer.

Appendix

Financial Highlights

The financial highlights tables are intended to help you understand Class I's financial history for the past 5 years. Certain information reflects financial results for a single class share. The total returns in the table represent the rate that an investor would have earned (or lost) on an investment in the class

(assuming reinvestment of all dividends and distributions). This information has been audited by Deloitte & Touche LLP, independent registered public accounting firm, whose report, along with each fund's financial highlights and financial statements, is included in each fund's annual report. A free copy of the annual report is available upon request.

Government Portfolio – Class I					
Years ended March 31,	2010	2009	2008	2007	2006
Selected Per-Share Data					
Net asset value, beginning of period	\$ 1.00	\$ 1.00	\$ 1.00	\$ 1.00	\$ 1.00
Income from Investment Operations					
Net investment income002	.017	.046	.050	.036
Distributions from net investment income	(.002)	(.017)	(.046)	(.050)	(.036)
Net asset value, end of period	\$ 1.00	\$ 1.00	\$ 1.00	\$ 1.00	\$ 1.00
Total Return ^A17%	1.70%	4.74%	5.15%	3.62%
Ratios to Average Net Assets ^B					
Expenses before reductions21%	.23%	.22%	.23%	.23%
Expenses net of fee waivers, if any21%	.23%	.20%	.20%	.20%
Expenses net of all reductions21%	.23%	.20%	.20%	.20%
Net investment income18%	1.44%	4.39%	5.04%	3.55%
Supplemental Data					
Net assets, end of period (in millions)	\$ 45,414	\$ 54,931	\$ 18,583	\$ 5,711	\$ 5,257

^A Total returns would have been lower had certain expenses not been reduced during the periods shown.

^B Expense ratios reflect operating expenses of the class. Expenses before reductions do not reflect amounts reimbursed or waived or reductions from expense offset arrangements and do not represent the amount paid by the class during periods when reimbursements, waivers or reductions occur. Expenses net of fee waivers reflect expenses after reimbursement and waivers but prior to reductions from expense offset arrangements. Expenses net of all reductions represent the net expenses paid by the class.

Appendix - continued

Money Market Portfolio – Class I					
Years ended March 31,	2010	2009	2008	2007	2006
Selected Per-Share Data					
Net asset value, beginning of period	\$ 1.00	\$ 1.00	\$ 1.00	\$ 1.00	\$ 1.00
Income from Investment Operations					
Net investment income005	.023	.049	.051	.036
Distributions from net investment income	(.005)	(.023)	(.049)	(.051)	(.036)
Net asset value, end of period	\$ 1.00	\$ 1.00	\$ 1.00	\$ 1.00	\$ 1.00
Total Return^A47%	2.37%	5.01%	5.24%	3.69%
Ratios to Average Net Assets^B					
Expenses before reductions22%	.23%	.22%	.23%	.23%
Expenses net of fee waivers, if any19%	.20%	.18%	.18%	.18%
Expenses net of all reductions19%	.20%	.18%	.18%	.18%
Net investment income45%	2.31%	4.91%	5.14%	3.71%
Supplemental Data					
Net assets, end of period (in millions)	\$ 34,386	\$ 35,613	\$ 28,573	\$ 28,969	\$ 18,848

^A Total returns would have been lower had certain expenses not been reduced during the periods shown.

^B Expense ratios reflect operating expenses of the class. Expenses before reductions do not reflect amounts reimbursed or waived or reductions from expense offset arrangements and do not represent the amount paid by the class during periods when reimbursements, waivers or reductions occur. Expenses net of fee waivers reflect expenses after reimbursement and waivers but prior to reductions from expense offset arrangements. Expenses net of all reductions represent the net expenses paid by the class.

Prime Money Market Portfolio – Class I

Years ended March 31,	2010	2009	2008	2007	2006
Selected Per-Share Data					
Net asset value, beginning of period	\$ 1.00	\$ 1.00	\$ 1.00	\$ 1.00	\$ 1.00
Income from Investment Operations					
Net investment income003	.022	.049	.051	.036
Distributions from net investment income	(.003)	(.022)	(.049)	(.051)	(.036)
Net asset value, end of period	\$ 1.00	\$ 1.00	\$ 1.00	\$ 1.00	\$ 1.00
Total Return^A33%	2.23%	4.96%	5.22%	3.67%
Ratios to Average Net Assets^B					
Expenses before reductions22%	.23%	.22%	.23%	.23%
Expenses net of fee waivers, if any21%	.22%	.20%	.20%	.20%
Expenses net of all reductions21%	.22%	.20%	.20%	.20%
Net investment income29%	2.14%	4.84%	5.09%	3.70%
Supplemental Data					
Net assets, end of period (in millions)	\$ 30,823	\$ 11,953	\$ 7,810	\$ 9,075	\$ 8,819

^A Total returns would have been lower had certain expenses not been reduced during the periods shown.

^B Expense ratios reflect operating expenses of the class. Expenses before reductions do not reflect amounts reimbursed or waived or reductions from expense offset arrangements and do not represent the amount paid by the class during periods when reimbursements, waivers or reductions occur. Expenses net of fee waivers reflect expenses after reimbursement and waivers but prior to reductions from expense offset arrangements. Expenses net of all reductions represent the net expenses paid by the class.

Appendix - continued

Tax-Exempt Portfolio – Class I

Years ended March 31,	2010	2009	2008	2007	2006
Selected Per-Share Data					
Net asset value, beginning of period	\$ 1.00	\$ 1.00	\$ 1.00	\$ 1.00	\$ 1.00
Income from Investment Operations					
Net investment income001	.015	.033	.034	.026
Net realized and unrealized gain (loss) ^D	—	—	—	—	—
Total from investment operations001	.015	.033	.034	.026
Distributions from net investment income	(.001)	(.015)	(.033)	(.034)	(.026)
Distributions from net realized gain ^D	— ^D	— ^D	— ^D	—	—
Total distributions	(.001)	(.015)	(.033)	(.034)	(.026)
Net asset value, end of period	\$ 1.00	\$ 1.00	\$ 1.00	\$ 1.00	\$ 1.00
Total Return^A15%	1.50%	3.33%	3.44%	2.60%
Ratios to Average Net Assets^{B, C}					
Expenses before reductions25%	.24%	.23%	.23%	.24%
Expenses net of fee waivers, if any23%	.22%	.20%	.20%	.20%
Expenses net of all reductions23%	.20%	.17%	.18%	.18%
Net investment income16%	1.55%	3.27%	3.39%	2.61%
Supplemental Data					
Net assets, end of period (in millions)	\$ 4,828	\$ 7,738	\$ 10,463	\$ 8,976	\$ 6,599

^A Total returns would have been lower had certain expenses not been reduced during the periods shown.

^B Fees and expenses of the underlying Fidelity Central Funds are not included in the Fund's expense ratio. The Fund indirectly bears its proportionate share of the expenses of any underlying Fidelity Central Funds.

^C Expense ratios reflect operating expenses of the class. Expenses before reductions do not reflect amounts reimbursed or waived or reductions from expense offset arrangements and do not represent the amount paid by the class during periods when reimbursements, waivers or reductions occur. Expenses net of fee waivers reflect expenses after reimbursement and waivers but prior to reductions from expense offset arrangements. Expenses net of all reductions represent the net expenses paid by the class.

^D Amount represents less than \$.001 per share.

Treasury Only Portfolio – Class I

Years ended March 31,	2010	2009	2008	2007	2006
Selected Per-Share Data					
Net asset value, beginning of period	\$ 1.00	\$ 1.00	\$ 1.00	\$ 1.00	\$ 1.00
Income from Investment Operations					
Net investment income001	.010	.040	.048	.033
Net realized and unrealized gain (loss) ^C	—	—	—	—	—
Total from investment operations001	.010	.040	.048	.033
Distributions from net investment income	(.001)	(.010)	(.040)	(.048)	(.033)
Distributions from net realized gain ^C	—	—	—	—	—
Total distributions	(.001)	(.010)	(.040)	(.048)	(.033)
Net asset value, end of period	\$ 1.00	\$ 1.00	\$ 1.00	\$ 1.00	\$ 1.00
Total Return^A09%	1.05%	4.03%	4.87%	3.33%
Ratios to Average Net Assets^B					
Expenses before reductions21%	.24%	.24%	.24%	.24%
Expenses net of fee waivers, if any20%	.23%	.20%	.20%	.20%
Expenses net of all reductions20%	.23%	.20%	.20%	.20%
Net investment income10%	.81%	3.48%	4.78%	3.30%
Supplemental Data					
Net assets, end of period (in millions)	\$ 8,371	\$ 15,535	\$ 6,775	\$ 1,425	\$ 1,055

^A Total returns would have been lower had certain expenses not been reduced during the periods shown.

^B Expense ratios reflect operating expenses of the class. Expenses before reductions do not reflect amounts reimbursed or waived or reductions from expense offset arrangements and do not represent the amount paid by the class during periods when reimbursements, waivers or reductions occur. Expenses net of fee waivers reflect expenses after reimbursement and waivers but prior to reductions from expense offset arrangements. Expenses net of all reductions represent the net expenses paid by the class.

^C Amount represents less than \$.001 per share.

Appendix - continued

Treasury Portfolio – Class I					
Years ended March 31,	2010	2009	2008	2007	2006
Selected Per-Share Data					
Net asset value, beginning of period	\$ 1.00	\$ 1.00	\$ 1.00	\$ 1.00	\$ 1.00
Income from Investment Operations					
Net investment income001	.011	.041	.050	.035
Net realized and unrealized gain (loss) ^C	—	—	—	—	—
Total from investment operations001	.011	.041	.050	.035
Distributions from net investment income	(.001)	(.011)	(.041)	(.050)	(.035)
Distributions from net realized gain	— ^C	—	—	—	—
Total distributions	(.001)	(.011)	(.041)	(.050)	(.035)
Net asset value, end of period	<u>\$ 1.00</u>	<u>\$ 1.00</u>	<u>\$ 1.00</u>	<u>\$ 1.00</u>	<u>\$ 1.00</u>
Total Return^A10%	1.11%	4.20%	5.11%	3.55%
Ratios to Average Net Assets^B					
Expenses before reductions21%	.23%	.22%	.23%	.23%
Expenses net of fee waivers, if any21%	.22%	.20%	.20%	.20%
Expenses net of all reductions21%	.22%	.20%	.20%	.20%
Net investment income11%	1.04%	3.71%	5.01%	3.51%
Supplemental Data					
Net assets, end of period (in millions)	\$ 8,650	\$ 16,236	\$ 15,037	\$ 5,491	\$ 4,297

^A Total returns would have been lower had certain expenses not been reduced during the periods shown.

^B Expense ratios reflect operating expenses of the class. Expenses before reductions do not reflect amounts reimbursed or waived or reductions from expense offset arrangements and do not represent the amount paid by the class during periods when reimbursements, waivers or reductions occur. Expenses net of fee waivers reflect expenses after reimbursement and waivers but prior to reductions from expense offset arrangements. Expenses net of all reductions represent the net expenses paid by the class.

^C Amount represents less than \$.001 per share.

Notes

Notes

Notes

Notes

Notes

IMPORTANT INFORMATION ABOUT OPENING A NEW ACCOUNT

To help the government fight the funding of terrorism and money laundering activities, the Uniting and Strengthening America by Providing Appropriate Tools Required to Intercept and Obstruct Terrorism Act of 2001 (USA PATRIOT ACT), requires all financial institutions to obtain, verify, and record information that identifies each person or entity that opens an account.

For individual investors opening an account: When you open an account, you will be asked for your name, address, date of birth, and other information that will allow Fidelity to identify you. You may also be asked to provide documents that may help to establish your identity, such as your driver's license.

For investors other than individuals: When you open an account, you will be asked for the name of the entity, its principal place of business and taxpayer identification number (TIN) and may be requested to provide information on persons with authority or control over the account such as name, residential address, date of birth and social security number. You may also be asked to provide documents, such as drivers' licenses, articles of incorporation, trust instruments or partnership agreements and other information that will help Fidelity identify the entity.

You can obtain additional information about the funds. A description of each fund's policies and procedures for disclosing its holdings is available in the funds' SAI and on Fidelity's web sites. The SAI also includes more detailed information about each fund and its investments. The SAI is incorporated herein by reference (legally forms a part of the prospectus). Each fund's annual and semi-annual reports also include additional information.

For a free copy of any of these documents or to request other information or ask questions about a fund, call Fidelity at 1-877-297-2952. In addition, you may visit Fidelity's web site at www.fidelity.com or www.advisor.fidelity.com for a free copy of a prospectus, SAI, or annual or semi-annual report or to request other information.

The SAI, the funds' annual and semi-annual reports and other related materials are available from the Electronic Data Gathering, Analysis, and Retrieval (EDGAR) Database on the SEC's web site (<http://www.sec.gov>). You can obtain copies of this information, after paying a duplicating fee, by sending a request by e-mail to publicinfo@sec.gov or by writing the Public Reference Section of the SEC, Washington, D.C. 20549-1520. You can also review and copy information about the funds, including the funds' SAI, at the SEC's Public Reference Room in Washington, D.C. Call 1-202-551-8090 for information on the operation of the SEC's Public Reference Room.

Investment Company Act of 1940, File Number, 811-03320

FDC is a member of the Securities Investor Protection Corporation (SIPC). You may obtain information about SIPC, including the SIPC brochure, by visiting www.sipc.org or calling SIPC at 202-371-8300.

Fidelity, Fidelity Investments & (Pyramid) Design, and Fidelity Money Line are registered trademarks of FMR LLC.

The third party marks appearing above are the marks of their respective owners.